



**MICHIGAN**  
Schools & Government  
CREDIT UNION

# MSGCU QUICKPAY



## THE FASTEST WAY TO MAKE LOAN PAYMENTS WITH FUNDS FROM ANOTHER FINANCIAL INSTITUTION.

QuickPay payments made before 6:45 p.m. on business days will be credited on the same day. Payments made after, or on federal holidays and weekends, will be credited on the next business day. To make a payment with funds from your MSGCU account, log in to Online or Mobile Banking and select **Transfers**.

PAYMENT TYPE	AUTO & OTHER MSGCU LOANS	MSGCU VISA CREDIT CARD
Funds from another bank or credit union	Free Single and recurring payments	Free Single and recurring payments
Debit card (non-MSGCU issued)	\$10 fee Single payments	Not applicable

## HOW TO ACCESS QUICKPAY

1. Log in to Online Banking or the MSGCU Mobile App
2. Select QuickPay from the menu  
*Choose based on your payment method: **QuickPay: With a Checking Account** or **QuickPay: With a Debit Card***

## MAKE A SINGLE PAYMENT

1. Access QuickPay (see above)
2. Select **Switch Account** to pay a different loan, if applicable
3. Select the **Schedule One-Time Payment** button
4. Choose payment method, date, and amount of payment
5. Confirm payment details

## SET UP RECURRING PAYMENTS (AUTO PAY)

*This option is only available using funds from another bank or credit union.*

1. Access QuickPay (see above)
2. Select **Switch Account** to pay a different loan, if applicable
3. Select **Payment Actions** button, then **Set Up Recurring Payments** from the dropdown
4. Choose payment method, start date, and amount of payment
5. Confirm recurring payment details

*Continued on next page*

# MSGCU QUICKPAY

## MAKE A ONE-TIME GUEST QUICKPAY PAYMENT

Note: QuickPay is best when used within Online Banking or MSGCU's Mobile App as all your loan details will populate for you and payment methods can be saved for future use.

### You will need:

- Account Number
- Loan ID
- Payment method
- Borrower's Zip Code

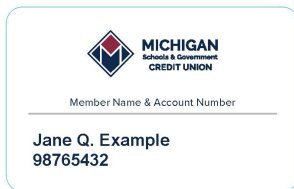
### Make a one-time guest QuickPay payment:

1. Start at [msgcu.org/quickpay](http://msgcu.org/quickpay)
2. Click the link based on your payment method
3. Enter your 8-digit Account Number and Loan ID along with your zip code
  - **Important:** the Account Number and Loan ID must be connected by a hyphen
4. Enter your payment details
5. Confirm the information you entered and submit the payment

## WHERE TO LOCATE ACCOUNT NUMBER AND LOAN ID

### Account Number

Your account number is located on the membership card you received upon joining MSGCU.



### Loan ID

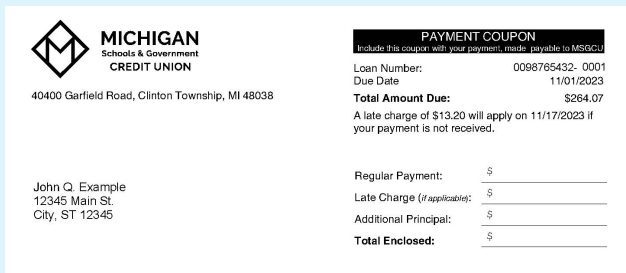
#### CONSUMER LOANS (SUCH AS AUTO OR PERSONAL LOANS)

Look to your loan payment coupons or loan origination documents for your Loan ID.

Example of Consumer Loan Login:

- Account – 0098765432
- Loan ID – 0001

Enter: 98765432-0001



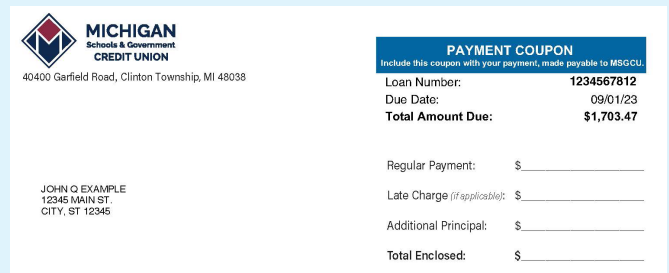
#### MORTGAGES

Look to your monthly mortgage statement or closing documents for your Mortgage ID.

Example of Mortgage Loan Login:

- Account – 98765432
- Mortgage ID – 1234567812

Enter: 98765432-1234567812



 **MSGCU is here to help.**  
Visit a branch or contact us at **(866) 674-2848** for assistance.